

Creation Of Emmar International Co.,ltd



200x1200mm
Original Mould Tiles



F R E E S T Y L E
L O O K

 200x1200mm
Original Mould Tiles





A Journey to Discover Beauty

Un viaggio alla scoperta della bellezza

When you are looking to create a cosy atmosphere, there is no better material than wood.


When you are looking for durability, there is nothing better than porcelain tile.

The IL BOSCO series successfully combines the best attributes of both materials, with a truly warm and relaxing Nordic style.

Cuando se busca la calidez en un ambiente, no existe material más acertado que la madera.

Cuando se busca durabilidad, no hay nada mejor que el porcelánico.

La serie IL BOSCO es la feliz consecuencia de mezclar los mejores atributos de ambos materiales para obtener el más puro estilo nórdico, acogedor y relajado.



WHAT'S ORIGINAL MOULD TILE?

मूल मोल्ड टाइल क्या है?

IN THE PAST, THERE ARE 2 KINDS OF TILE: RECTIFIED TILE AND ORIGINAL MOULD TILE.
अतीत में, 2 प्रकार की टाइलें होती हैं: संशोधित टाइल और मूल मोल्ड टाइल।

WHAT'S THE DIFFERENCES





1

RECTIFIED TILE

FACTORY PRODUCED THE BIGGER SIZE WOOD TILE FIRST, THEN CUT INTO THE RIGHT SIZE.

FOR 20X120CM EXAMPLE, IT IS CUTTED FROM 60X120CM

फैक्ट्री ने पहले बड़े आकार की टाइल का उत्पादन किया, फिर सही आकार में काट लें।
20X120CM उदाहरण के लिए, इसे 60X120CM . से काटा गया है



2

ORIGINAL MOULD TILE

TRADITIONAL RECTIFIED TILES IS CUTTING FROM BIG SIZE, IT IS EASY TO BEND. BUT THE ORIGINAL MOULD TILE WILL NOT.

पारंपरिक सुधारित टाइलें बड़े आकार से कट रही हैं, झुकना आसान है। लेकिन मूल मोल्ड टाइल नहीं होगी।






PREMIUM TECHNOLOGY

The company has always been dedicated to innovation and the company develops the technologies necessary to manufacture its products in collaboration with specialized partners in the area. Tunnel kilns in the '50s, single-firing in the '70s and glazing on an incandescent substrate in the '80s are just some of the revolutions that have shaped a success story based on continuous research and development. The company's expertise, low environmental impact and protection of people and the local area make Metro an international point of reference. Today, new technological patents and highly sophisticated plants allow the company to rapidly respond to the trends of the various markets, guaranteeing productivity, quality and flexibility.



SUBLIME SYNC

Digital technology and high-definition tactile structure



MADE BY MOULD NON RECTIFIED.

A non-rectified tile boasts gently curved outer edges, lending an authentic touch that enhances its traditional tiled aesthetic, creating a remarkably realistic appearance.



MADE WITH HIGH & TECHNOLOGY ITALY & SPAIN.

Every day, we push the boundaries of market standards by crafting our surfaces with cutting-edge machinery exported from the renowned markets of Italy and Spain. This avant-garde equipment, imported from international destinations, enables us to manufacture products that redefine excellence in the industry.



REAL WOOD FEEL.

Experience the exquisite allure of natural wood essences, beautifully captured on a ceramic surface that seamlessly blends timeless charm with contemporary spaces of sophisticated design.



SYNCHRONISED DESIGN.

Immerse yourself in our Tiles, adorned with captivating textures and rustic designs meticulously arranged to evoke the illusion of a magnificent space. Experience unparalleled grandeur, as these patterns seamlessly blend to create an ambiance of unmatched splendour.



NATURE THEME COLOR.

Embraced by an array of captivating brown hues, the entire collection exudes a sublime aesthetic that is both exquisite and sophisticated. Meticulously curated to cater to the discerning taste of design enthusiasts.



D 12 - 25101

Original Mould Tile
200x1200mm
20x120cm
8"x48"



8 Random Pcs


PER BOX				PER PALLET		PER CONTAINER - 20'FCL			
Size	Pieces	Sq.ft.	Weight	Box	Sq.mtr.	Total Box	Pallets	Sq.mtr.	Weight
200x1200mm 20x120cm 8"x48"	5	12.91	25 Kgs.	42	50.82	1092	26	1321.32	28 Ton





D 12 - 25102

Original Mould Tile
200x1200mm
20x120cm
8"x48"



4 Random Pcs



PER BOX				PER PALLET		PER CONTAINER - 20'FCL			
Size	Pieces	Sq.ft.	Weight	Box	Sq.mtr.	Total Box	Pallets	Sq.mtr.	Weight
200x1200mm 20x120cm 8"x48"	5	12.91	25 Kgs.	42	50.82	1092	26	1321.32	28 Ton





D 12 - 25103

Original Mould Tile
200x1200mm
20x120cm
8"x48"



9 Random Pcs


PER BOX				PER PALLET		PER CONTAINER - 20'FCL			
Size	Pieces	Sq.ft.	Weight	Box	Sq.mtr.	Total Box	Pallets	Sq.mtr.	Weight
200x1200mm 20x120cm 8"x48"	5	12.91	25 Kgs.	42	50.82	1092	26	1321.32	28 Ton





D 12 - 25104

Original Mould Tile
200x1200mm
20x120cm
8"x48"



7 Random Pcs




PER BOX				PER PALLET		PER CONTAINER - 20'FCL			
Size	Pieces	Sq.ft.	Weight	Box	Sq.mtr.	Total Box	Pallets	Sq.mtr.	Weight
200x1200mm 20x120cm 8"x48"	5	12.91	25 Kgs.	42	50.82	1092	26	1321.32	28 Ton





D 12 - 25105

Original Mould Tile
200x1200mm
20x120cm
8"x48"



7 Random Pcs

PER BOX				PER PALLET		PER CONTAINER - 20'FCL			
Size	Pieces	Sq.ft.	Weight	Box	Sq.mtr.	Total Box	Pallets	Sq.mtr.	Weight
200x1200mm 20x120cm 8"x48"	5	12.91	25 Kgs.	42	50.82	1092	26	1321.32	28 Ton





D 19 - 20901

Original Mould Tile
200x1200mm
20x120cm
8"x48"



6 Random Pcs



PER BOX				PER PALLET		PER CONTAINER - 20'FCL			
Size	Pieces	Sq.ft.	Weight	Box	Sq.mtr.	Total Box	Pallets	Sq.mtr.	Weight
200x1200mm 20x120cm 8"x48"	5	12.91	25 Kgs.	42	50.82	1092	26	1321.32	28 Ton





D 19 - 20902

Original Mould Tile
200x1200mm
20x120cm
8"x48"



5 Random Pcs



PER BOX				PER PALLET		PER CONTAINER - 20'FCL			
Size	Pieces	Sq.ft.	Weight	Box	Sq.mtr.	Total Box	Pallets	Sq.mtr.	Weight
200x1200mm 20x120cm 8"x48"	5	12.91	25 Kgs.	42	50.82	1092	26	1321.32	28 Ton





D 19 - 20903

Original Mould Tile
200x1200mm
20x120cm
8"x48"



5 Random Pcs



PER BOX				PER PALLET		PER CONTAINER - 20'FCL				
Size	Pieces	Sq.ft.	Weight	Box	Sq.mtr.	Total Box	Pallets	Sq.mtr.	Weight	
200x1200mm 20x120cm 8"x48"	5	12.91	25 Kgs.	42	50.82	1092	26	1321.32	28 Ton	





D 19 - 20904

Original Mould Tile
200x1200mm
20x120cm
8"x48"



5 Random Pcs



PER BOX				PER PALLET		PER CONTAINER - 20'FCL			
Size	Pieces	Sq.ft.	Weight	Box	Sq.mtr.	Total Box	Pallets	Sq.mtr.	Weight
200x1200mm 20x120cm 8"x48"	5	12.91	25 Kgs.	42	50.82	1092	26	1321.32	28 Ton





D 19 - 20905

Original Mould Tile
200x1200mm
20x120cm
8"x48"



5 Random Pcs



PER BOX				PER PALLET		PER CONTAINER - 20'FCL			
Size	Pieces	Sq.ft.	Weight	Box	Sq.mtr.	Total Box	Pallets	Sq.mtr.	Weight
200x1200mm 20x120cm 8"x48"	5	12.91	25 Kgs.	42	50.82	1092	26	1321.32	28 Ton





D 26 - 27551

Original Mould Tile
200x1200mm
20x120cm
8"x48"



4 Random Pcs




PER BOX				PER PALLET		PER CONTAINER - 20'FCL			
Size	Pieces	Sq.ft.	Weight	Box	Sq.mtr.	Total Box	Pallets	Sq.mtr.	Weight
200x1200mm 20x120cm 8"x48"	5	12.91	25 Kgs.	42	50.82	1092	26	1321.32	28 Ton





D 26 - 27552

Original Mould Tile
200x1200mm
20x120cm
8"x48"



5 Random Pcs



PER BOX				PER PALLET		PER CONTAINER - 20'FCL			
Size	Pieces	Sq.ft.	Weight	Box	Sq.mtr.	Total Box	Pallets	Sq.mtr.	Weight
200x1200mm 20x120cm 8"x48"	5	12.91	25 Kgs.	42	50.82	1092	26	1321.32	28 Ton





D 26 - 27553

Original Mould Tile
200x1200mm
20x120cm
8"x48"



5 Random Pcs



PER BOX				PER PALLET		PER CONTAINER - 20'FCL			
Size	Pieces	Sq.ft.	Weight	Box	Sq.mtr.	Total Box	Pallets	Sq.mtr.	Weight
200x1200mm 20x120cm 8"x48"	5	12.91	25 Kgs.	42	50.82	1092	26	1321.32	28 Ton





D 26 - 27554

Original Mould Tile
200x1200mm
20x120cm
8"x48"



5 Random Pcs



PER BOX				PER PALLET		PER CONTAINER - 20'FCL			
Size	Pieces	Sq.ft.	Weight	Box	Sq.mtr.	Total Box	Pallets	Sq.mtr.	Weight
200x1200mm 20x120cm 8"x48"	5	12.91	25 Kgs.	42	50.82	1092	26	1321.32	28 Ton





D 26 - 27555

Original Mould Tile
200x1200mm
20x120cm
8"x48"



5 Random Pcs



PER BOX				PER PALLET		PER CONTAINER - 20'FCL			
Size	Pieces	Sq.ft.	Weight	Box	Sq.mtr.	Total Box	Pallets	Sq.mtr.	Weight
200x1200mm 20x120cm 8"x48"	5	12.91	25 Kgs.	42	50.82	1092	26	1321.32	28 Ton





D 26 - 27556

Original Mould Tile
200x1200mm
20x120cm
8"x48"



5 Random Pcs



PER BOX				PER PALLET		PER CONTAINER - 20'FCL			
Size	Pieces	Sq.ft.	Weight	Box	Sq.mtr.	Total Box	Pallets	Sq.mtr.	Weight
200x1200mm 20x120cm 8"x48"	5	12.91	25 Kgs.	42	50.82	1092	26	1321.32	28 Ton





D 26 - 27557

Original Mould Tile
200x1200mm
20x120cm
8"x48"



5 Random Pcs




PER BOX				PER PALLET		PER CONTAINER - 20'FCL			
Size	Pieces	Sq.ft.	Weight	Box	Sq.mtr.	Total Box	Pallets	Sq.mtr.	Weight
200x1200mm 20x120cm 8"x48"	5	12.91	25 Kgs.	42	50.82	1092	26	1321.32	28 Ton





D 26 - 27558

Original Mould Tile
200x1200mm
20x120cm
8"x48"



5 Random Pcs



PER BOX				PER PALLET		PER CONTAINER - 20'FCL			
Size	Pieces	Sq.ft.	Weight	Box	Sq.mtr.	Total Box	Pallets	Sq.mtr.	Weight
200x1200mm 20x120cm 8"x48"	5	12.91	25 Kgs.	42	50.82	1092	26	1321.32	28 Ton





D 26 - 27559

Original Mould Tile
200x1200mm
20x120cm
8"x48"



5 Random Pcs



PER BOX				PER PALLET		PER CONTAINER - 20'FCL			
Size	Pieces	Sq.ft.	Weight	Box	Sq.mtr.	Total Box	Pallets	Sq.mtr.	Weight
200x1200mm 20x120cm 8"x48"	5	12.91	25 Kgs.	42	50.82	1092	26	1321.32	28 Ton





D 26 - 27560

Original Mould Tile
200x1200mm
20x120cm
8"x48"



5 Random Pcs



PER BOX				PER PALLET		PER CONTAINER - 20'FCL			
Size	Pieces	Sq.ft.	Weight	Box	Sq.mtr.	Total Box	Pallets	Sq.mtr.	Weight
200x1200mm 20x120cm 8"x48"	5	12.91	25 Kgs.	42	50.82	1092	26	1321.32	28 Ton





D 26 - 27561

Original Mould Tile
200x1200mm
20x120cm
8"x48"



5 Random Pcs



PER BOX				PER PALLET		PER CONTAINER - 20'FCL			
Size	Pieces	Sq.ft.	Weight	Box	Sq.mtr.	Total Box	Pallets	Sq.mtr.	Weight
200x1200mm 20x120cm 8"x48"	5	12.91	25 Kgs.	42	50.82	1092	26	1321.32	28 Ton





D 26 - 27562

Original Mould Tile
200x1200mm
20x120cm
8"x48"



5 Random Pcs




PER BOX				PER PALLET		PER CONTAINER - 20'FCL			
Size	Pieces	Sq.ft.	Weight	Box	Sq.mtr.	Total Box	Pallets	Sq.mtr.	Weight
200x1200mm 20x120cm 8"x48"	5	12.91	25 Kgs.	42	50.82	1092	26	1321.32	28 Ton





D 26 - 27563

Original Mould Tile
200x1200mm
20x120cm
8"x48"



5 Random Pcs




PER BOX				PER PALLET		PER CONTAINER - 20'FCL			
Size	Pieces	Sq.ft.	Weight	Box	Sq.mtr.	Total Box	Pallets	Sq.mtr.	Weight
200x1200mm 20x120cm 8"x48"	5	12.91	25 Kgs.	42	50.82	1092	26	1321.32	28 Ton





D 26 - 27564

Original Mould Tile
200x1200mm
20x120cm
8"x48"



5 Random Pcs



PER BOX				PER PALLET		PER CONTAINER - 20'FCL			
Size	Pieces	Sq.ft.	Weight	Box	Sq.mtr.	Total Box	Pallets	Sq.mtr.	Weight
200x1200mm 20x120cm 8"x48"	5	12.91	25 Kgs.	42	50.82	1092	26	1321.32	28 Ton





D 26 - 27565

Original Mould Tile
200x1200mm
20x120cm
8"x48"



8 Random Pcs

PER BOX				PER PALLET		PER CONTAINER - 20'FCL			
Size	Pieces	Sq.ft.	Weight	Box	Sq.mtr.	Total Box	Pallets	Sq.mtr.	Weight
200x1200mm 20x120cm 8"x48"	5	12.91	25 Kgs.	42	50.82	1092	26	1321.32	28 Ton





D 26 - 27566

Original Mould Tile
200x1200mm
20x120cm
8"x48"



5 Random Pcs



PER BOX				PER PALLET		PER CONTAINER - 20'FCL			
Size	Pieces	Sq.ft.	Weight	Box	Sq.mtr.	Total Box	Pallets	Sq.mtr.	Weight
200x1200mm 20x120cm 8"x48"	5	12.91	25 Kgs.	42	50.82	1092	26	1321.32	28 Ton





D 26 - 27567

Original Mould Tile
200x1200mm
20x120cm
8"x48"



5 Random Pcs



PER BOX				PER PALLET		PER CONTAINER - 20'FCL			
Size	Pieces	Sq.ft.	Weight	Box	Sq.mtr.	Total Box	Pallets	Sq.mtr.	Weight
200x1200mm 20x120cm 8"x48"	5	12.91	25 Kgs.	42	50.82	1092	26	1321.32	28 Ton





D 26 - 27568

Original Mould Tile
200x1200mm
20x120cm
8"x48"



4 Random Pcs



PER BOX				PER PALLET		PER CONTAINER - 20'FCL				
Size	Pieces	Sq.ft.	Weight	Box	Sq.mtr.	Total Box	Pallets	Sq.mtr.	Weight	
200x1200mm 20x120cm 8"x48"	5	12.91	25 Kgs.	42	50.82	1092	26	1321.32	28 Ton	





https://youtu.be/RYpbBsayc0MU

LAYING INSTRUCTIONS

TILES FIXING INSTRUCTIONS

1. All the tiles must be checked prior to fixing for quality, batch no. and choice.
2. Plaster the surface of the floor to be tiled and allow curing atleast two weeks before tiling.
3. While fixing pick tiles from various boxes alternatively, lay them in the desired patterns and make sure that they give an acceptable blend of colour and design. Please note that shade variation is inherent in manufacturing tiles.
4. For fixing tiles we recommend to use the fixing adhesives or equivalent product for the best result.
5. For fixing tiles in floor using conventional method, we suggest the following laying instruction:
A: use cement and sand mortar in the ratio 1:4. Add water to create a consistent paste.
B: Apply 20-25MM of bedding materials over the floor area of 1.0SQM at a time.
C: Apply a thin coat of the slurry on the back of the tile to ensure proper and full bedding. Press gently for even adherence of the tiles with surface.
Do not use any heavy materials like iron or hammer to press tile.
6. For fixing the tools on Dado, we recommend the use of adhesive or equivalent materials.
- 7: Allow 3-4 days of bed curing after laying tiles and later fill the joints with grout.
- 8: We recommend maintaining a joint gap of 1-2mm between the tiles to allow possible thermal expansion at later stage.
- 9: Please note that company will not accept any liability in case of any problems arising out of adherence of above fixing instructions.

DISCLAIMER : reserves the right to delete and amend either totally or partially, any of the colours, shapes, sizes, references and other technical specifications contained in the catalogue at any time. The colours shown in this catalogue are purely illustrative and limited to printing process. Please refer actual samples before final selection. The details of colours, sizes and references should be verified for photography errors. SHADE & SIZE VARIATIONS are inherent characteristics of ceramics. NO COMPLAINTS SHALL BE ENTERTAINED ON TILES ALREADY/FIXED.

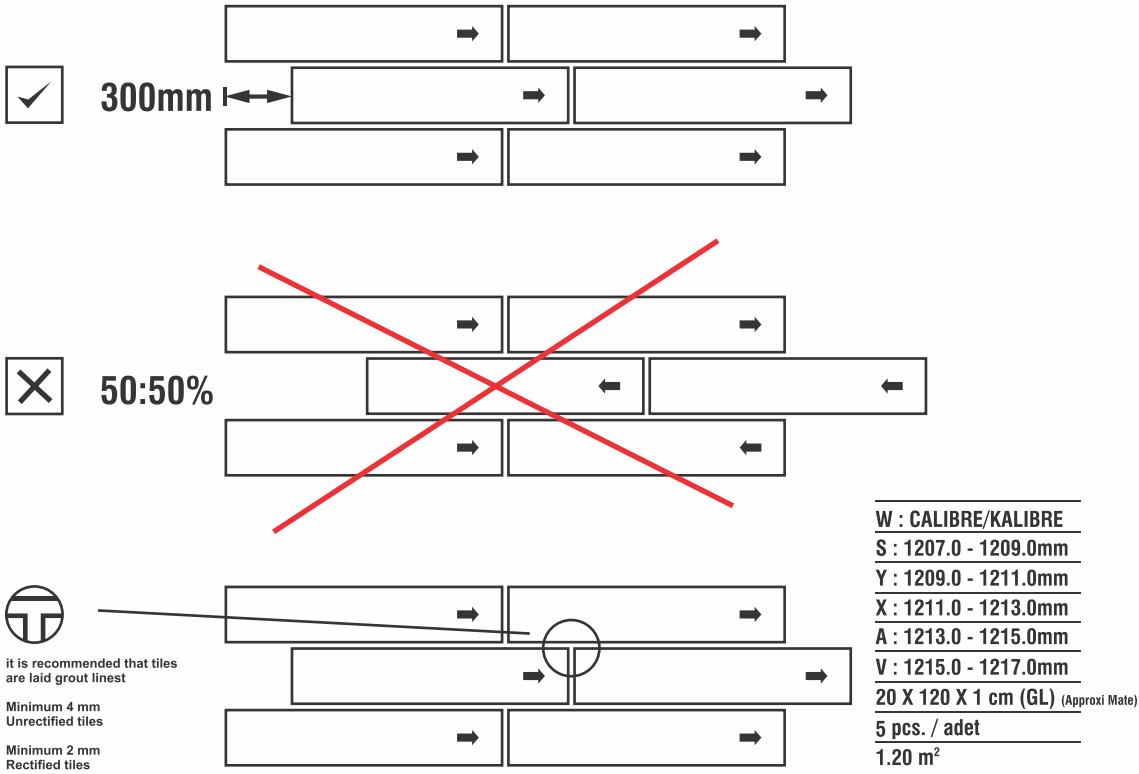
NOTES :

- * All technical specifications in this catalogue are for premium grade materials only.
- * SHADE/SIZE VARIATION are inherent characteristics to ceramics. Certain products purposely have variations that are the parts of designs and process. The same have been indicated.
- * It is recommended to blend tiles by mixing tiles from various boxes and check for natural hue before fixing.
- * Company's liability is also limited to the material supplied by the company; no other claim is entertained under any circumstances.
- * No complaints shall be entertained regarding the decoration on tiles.

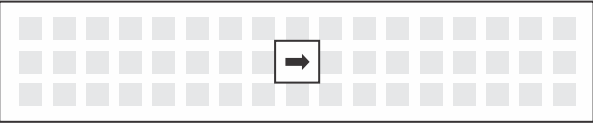
DISCLAIMER: Wooden Tiles reserves the right to delete & amend either totally or partially, any of the colors, shapes, sizes, references and other technical specifications contained in this catalogue at anytime, the colors shown of tiles in this catalogue are purely illustrative and limited to printing process, please refer actual sample before final selection, the details of sizes, colors, references should be verified for typographical errors.

TILES LAYING PATTERN 1/4

Tiles Size: 200x1200mm | 20x120cm



TILES MUST BE SETTLED CONSIDERING THE DIRECTION OF THE ARROW (⇒) ON THE BACK OF TILE.



Helpful tips for better aesthetics look (Laying Instructions)

1. For better aesthetic value and for long term use, it is strongly recommended to provide 3 mm spacer in between the tiles. Without spacer, harmony of tiles might be disturbed.
2. Make sure that the design, pattern and the arrow marked on the back side of tiles must be in the same direction.
3. Any product from digitile must be installed (laid) in the same format. For the particular series customized size application is not possible.

* THE COMPANY SHALL NOT BEAR ANY LIABILITY FOR THE PROBLEMS OUT OF NON-FULFILLMENT OF LAYING THE INSTRUCTIONS AS ABOVE.